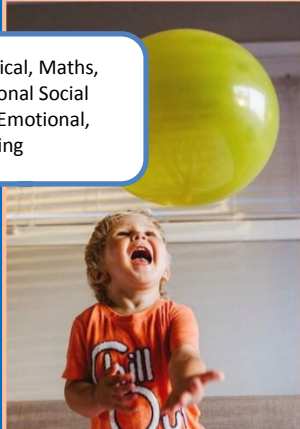


HOME LEARNING IDEAS

W/C 20.04.20



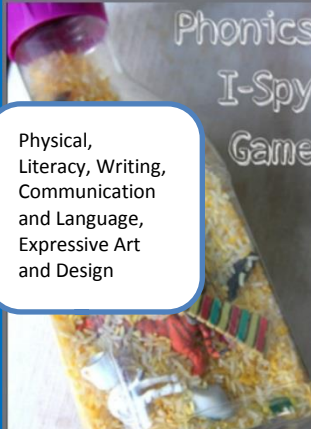
Balloon Keepy Uppy

Physical, Maths, Personal Social and Emotional, Writing

How long can you keep the balloon up without touching the floor?

How many body parts can you use to keep it from touching the floor? Try your foot, knee, hand, elbow, head!

Make it a competition and log the results



Phonics I-Spy Game

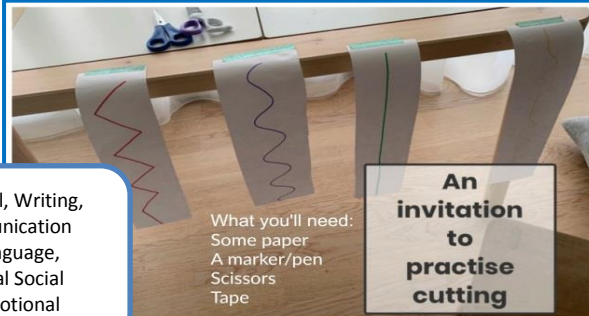
Physical, Literacy, Writing, Communication and Language, Expressive Art and Design

What you need:

- Empty bottle (or any see through container)
- Dry rice (or other like grain)
- Variety of small objects.

Once filled let children shake the bottle/container.

- What can you see?
- What sound does it begin with?
- Can you sound talk the word? (p/e/g - peg)
- Shake again what else can you find?




Physical, Writing, Communication and Language, Personal Social and Emotional

What you'll need:
 Some paper
 A marker/pen
 Scissors
 Tape

An invitation to practise cutting

How to do:

- *Cut long strips of paper
- *Draw different lines on them as shown in the picture.
- *Stick them to the edge of the table
- *Give your child some scissors and invite them to hold one end of the paper and cut along the lines.



Physical, Maths, Personal Social and Emotional, Understanding the World

Dino Bones!

What you will need:
 2 cups flour
 1 cup salt
 1 cup water

What to do?
 Look at the toy dinosaurs you have at home or look at books on dinosaurs. In a bowl you put the 3 ingredients, then you use your hands to mix them together, make different shapes of bones, teeth, jaws etc. Put them on a tray using some baking paper. Use a bit of food colouring to give bones their real colour and bake them at 325 degrees for around 30 minutes. Hide them in the garden or in some flour for extra fun!



KIM'S GAME


How to Play Kim's Game:

- Collect 5 or more objects with your child.
- Hide them under a tea towel or cloth.

- Remove 1 object without showing your child.
 - Reveal the objects that are left and ask your child to guess which object has been taken.

Understanding the World, Communication and Language, Personal, Social and Emotional

Create a home school!



Teacher

class

Invite a range of toys to attend school/nursery for the session. Allow the child to plan the session in advance if age appropriate. Encourage familiar routines such as welcome, storytime, snack, singing, and direct teaching! Suggest the 'teacher' shares what they know with their class, eg numbers, colours, letters, stories.

This is a good way of creating familiar role play, which will encourage feelings of security and safety. Also good for confidence building.

Physical, Personal Social and Emotional, Understanding the World, Expressive Role Play