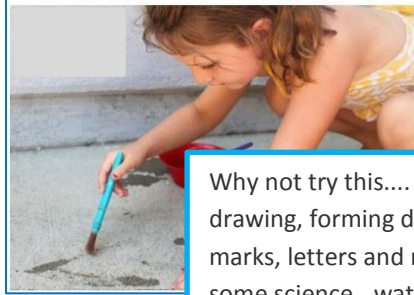





## Painting Letters

Printing Practice with Water



Why not try this.... practise drawing, forming different marks, letters and numbers. For some science...watch the sun dry it out and ask why?

## Natural Art



Collect lots of natural objects. Use them to create some art anywhere and everywhere!

I love the open-endedness of this activity. Incorporate collecting natural items into your daily walk. Then let your child lead with ideas of how to arrange the items, leave it open to change and interpretation.



## PAINT CAR ROLLING...

IF YOU HAVEN'T GOT A SLIDE, YOU CAN MAKE A RAMP USING A PIECE OF WOOD OR CARDBOARD.  
 LAY SOME PAPER DOWN YOUR SLIDE OR RAMP.  
 DIP YOUR CAR TYRES IN PAINT.  
 ROLL!

This is a great activity if your child has a trajectory schema pattern in their play. There are opportunities for mark making, estimation, also cause and effect.

## Kitchen Lid Treasure Box




Collect lots of different sized lids. Wash them well.  
 Use them for:  
 - Sorting  
 - Counting  
 - Pattern Making  
 - Number Matching  
 - Art


## RAINBOW RING TOSS!



Build some towers with lego or duplo (or use loo roll tubes)  
 Twist some pipe cleaners together (about 3) and join to make a hoop.  
 Try and get your hoops over your towers!

## Coin Roll

(great for dexterity, fine motor development, hand-eye coordination...)



Using a variety of round coins, challenge your child to roll the coins on their end. How far can they roll them? Which coins rolls the farthest? Bigger or smaller coins?  
 If your child is struggling to get the coin to roll, you can make this easier by using a range of lids and tapes instead.  
 You could extend this game further by giving your child a target to aim for, such as a line of tape or circle of paper on the floor.

Look at the print and numbers on the coins, why not play shops afterwards!